



240x128 LCD 240x128 LCD




LCD							
LCD							
1	WG2412B2SKWB-A1	STN	128	240	128	5V	5V
2	WG2412B2SKWB-A1	STN	128	240	128	5V	5V
0	WG2412B2SGWB-A1	STN	128	240	128	5V	5V



240x128 COB Graphic
LCD Module

STN LCD Mode



6 O'clock Viewing Direction



WG2412B2 LCD 000000 000 000, 00 00, 000 00000, 00000 00, 000, 00 000, 00, 00, 00 00 00 0 0 0000.